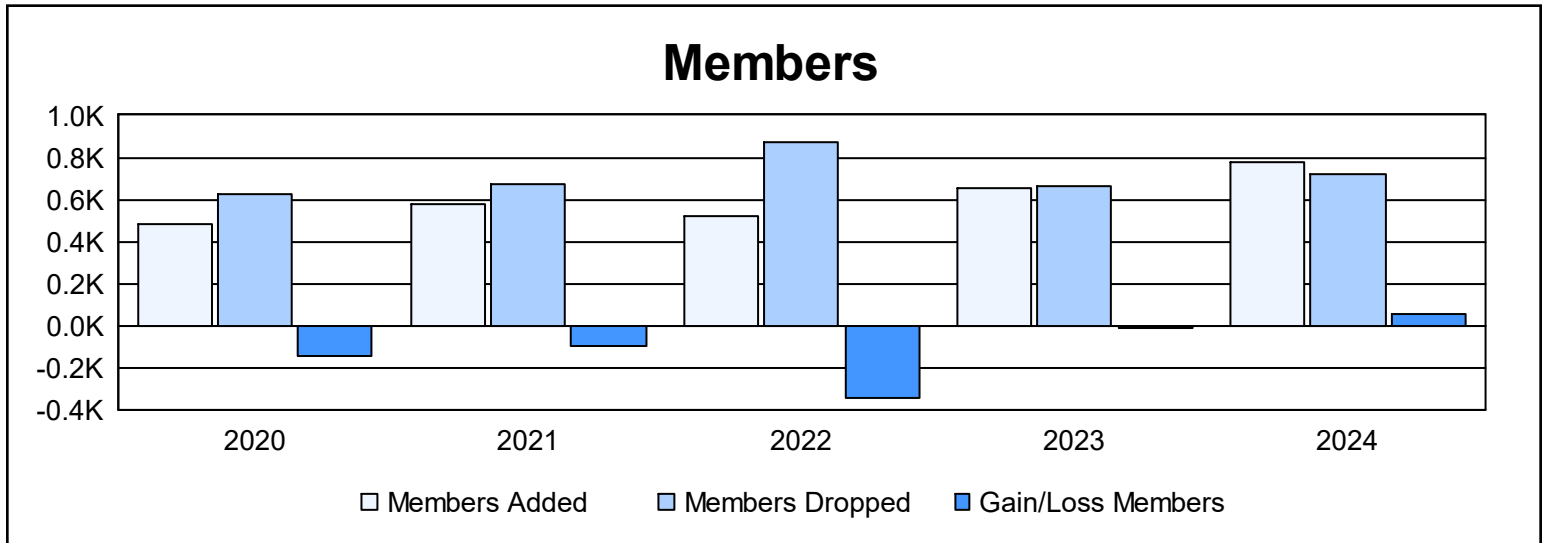
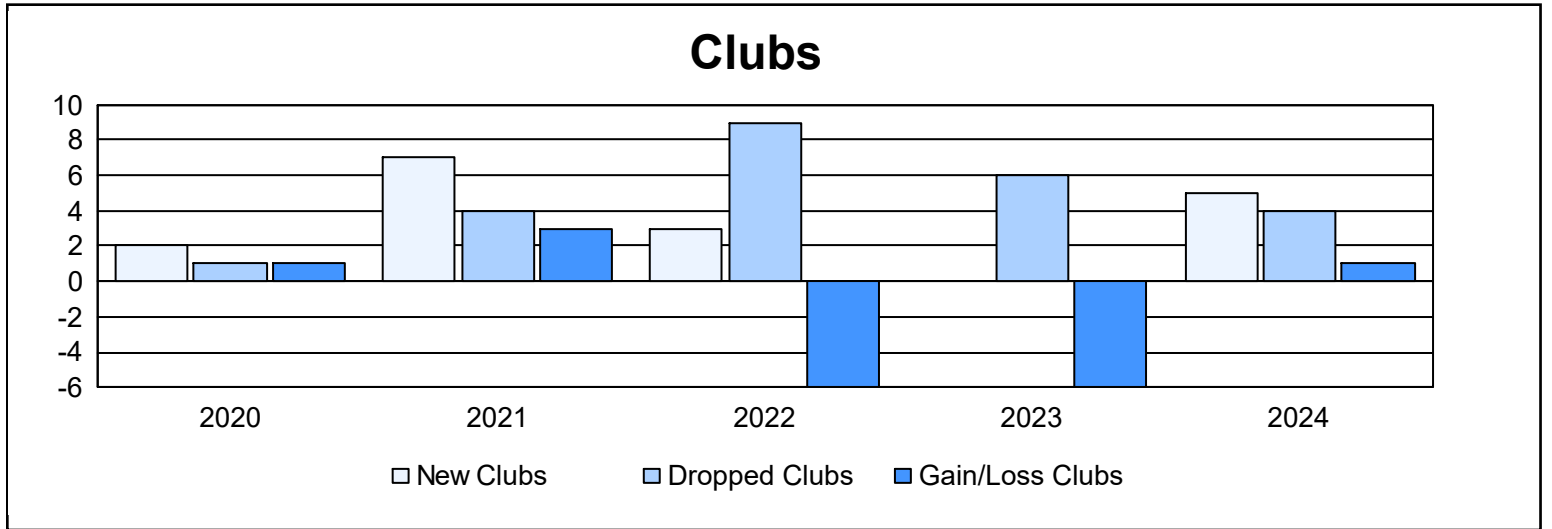


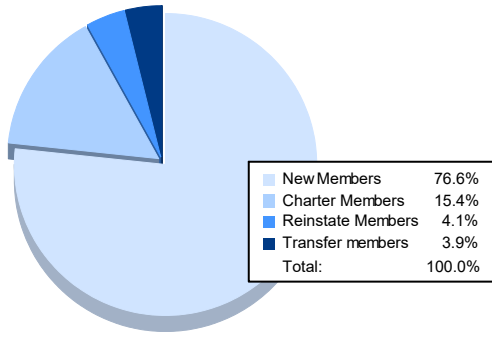
**Multiple District N**

As of June 2024 Cumulative

| Year           | New Clubs | Dropped Clubs | Gain/ Loss Clubs | New Members | Charter Members | Reinstate Members | Transfer Members | Total Member Added | Total Members Dropped | Gain/ Loss Members |
|----------------|-----------|---------------|------------------|-------------|-----------------|-------------------|------------------|--------------------|-----------------------|--------------------|
| 2019-2020      | 2         | 1             | 1                | 378         | 53              | 19                | 28               | 478                | 622                   | -144               |
| 2020-2021      | 7         | 4             | 3                | 375         | 172             | 13                | 18               | 578                | 673                   | -95                |
| 2021-2022      | 3         | 9             | -6               | 380         | 80              | 29                | 34               | 523                | 870                   | -347               |
| 2022-2023      | 0         | 6             | -6               | 584         | 12              | 21                | 36               | 653                | 666                   | -13                |
| 2023-2024      | 5         | 4             | 1                | 593         | 119             | 32                | 30               | 774                | 720                   | 54                 |
| <b>Average</b> | <b>3</b>  | <b>5</b>      | <b>-1</b>        | <b>462</b>  | <b>87</b>       | <b>23</b>         | <b>29</b>        | <b>601</b>         | <b>710</b>            | <b>-109</b>        |



### Membership Composition June 2024 Cumulative



### Gender Composition June 2024 Cumulative

